


# Mutina

# Chamotte

by Patricia Urquiola



EN

General information  
Laying and maintenance tips  
Colors  
Technical features  
Packing




## General information


collection	Chamotte
design	Patricia Urquiola, 2023
production	Artisanal
material	Glazed double-firing
thickness	approx. 9,70 mm (Mono), 10 mm (Linea), 10,70 mm (Quadra)
nominal sizes	7,2-21,3 cm (3 "·9")
specification	– 3 modules: Mono, Linea and Quadra – 6 colours: Bianco, Blu, Terra, Ocra, Nero, Verde
category	UNI EN 14411:2016 App. I (Billa Group) GL



Mono  
7,2-21,3 cm  
3"·9"



Linea  
7,2-21,3 cm  
3"·9"



Quadra  
7,2-21,3 cm  
3"·9"

## Laying and maintenance tips

use	Walls, indoors
installation	Lay on perfectly flat, dry walls
recommended adhesive	NON-RAPID-DRYING adhesive for porcelain stoneware to make it easier to fix the pieces.
recommended joints	Lay the pieces side by side without using spacers and making the installation uniform with the use of wedges. Proceed by arranging the tiles carefully, frequently checking the alignments with a level. The use of grout is not mandatory.
recommended fillers	FINE GRAIN CEMENT-BASED GROUT: Grout 0.5 m2 at a time and wash thoroughly with clean water. Remove all traces of grout carefully before it dries completely. EPOXY GROUT: Grout 0.5 m2 at a time and wash thoroughly with clean water. Remove all traces of grout carefully before it dries completely.
cleaning at the end of installation	CEMENT-BASED GROUT: buffered acid (e.g. DETERDEK PRO by FILA or similar). Wet the floor with water, dilute the product 1:5 with water and pour it on the floor. Wait for 2-3 minutes then use a white scotch Brite pad and rinse well with clean water. EPOXY GROUT: alkaline detergent (e.g. FILA CR10 by FILA). FILA CR10: apply pure, wait for 30 minutes then use a green scotch Brite pad. SILICONE: solvent for silicone (e.g. FILA ZERO SIL). Put it straight onto the stain, wait for 20 minutes and remove the mark using scotch Brite. PAINT: can usually be removed using water, but if resin-based paints or particular enamels have been used, it is best to ask the manufacturer which solvent is most suitable. RUST: stain remover (es. FILA NO RUST). Apply the product onto the stain, leave for 15 minutes, remove the residue and rinse thorough.
general cleaning (installed tiles)	For routine cleaning avoid the use of more abrasive products (scouring pads, metal sponges) since it deals with tiles with glossy surface finish, more susceptible to scratching, and may lose their shine, etc.
calibers (real size)	214,7x 72,4mm with +/- 1,8 mm tolerance

# Colours

## MONO



Bianco



Blu



Terra



Ocra



Nero



Verde

## LINEA



Bianco



Blu



Terra



Ocra



Nero



Verde

## QUADRA



Bianco



Blu



Terra



Ocra



Nero



Verde

For information about the available grouts, please contact the sales department.

## Technical features

STANDARD	FEATURES	VALUE REQUIRED	CHAMOTTE
ISO 10545/3	water absorption	3% < x < 6%	4,6%
ISO 10545/9	resistance to thermal shock	comply requirements	resistant
ISO 10545/13	resistance to acids and alkalis (low and high concentration)	declared value	A
	resistance to household cleaning agents and swimming pool chemicals	minimum class B	A
ISO 10545/14	stains resistance	minimum 3	5
VOC Emission			available upon request
EPD			available upon request
Declaration of Contents			available upon request
SVHC declaration			available upon request
HPD			available upon request

## Packing

SIZE	PCS-SQM	PCS-BOX	SQM-BOX	BOX-PAL	KG-BOX	KG-PAL	SQM-PAL
Mono	65,20	60	0,92	32	16,80	537,60	29,44
Linea	65,20	60	0,92	32	15,50	496	29,44
Quadra	65,20	60	0,92	32	15,50	496	29,44